

Protector® Series

PROTECTOR® SERIES Standby Generators Liquid-Cooled Gaseous Engine

INCLUDES:

- Two-Line LCD Multilingual Digital Evolution™ Controller (English/Spanish/French/Portuguese) with external viewing window for easy indication of generator status and breaker position.
- Electronic engine control module optimized for power generating.
- Isochronous Electronic Governor
- Sound Attenuated Enclosure
- Closed Coolant Recovery System
- Smart Battery Charger
- UV/Ozone Resistant Hoses
- ±1% Voltage Regulation
- Field convertible fuel type with no mechanical adjustment required.
- 5 Year Limited Warranty
- UL 2200 Listed

Standby Power Rating
Model RG048 (Aluminum - Bisque) - 48 kW 60 Hz



QUIET-TEST™

*Assembled in the USA using domestic and foreign parts

*Only if located away from doors, windows, and fresh air intakes, and unless otherwise directed by local codes.

Meets EPA Emission Regulations

FEATURES

- **INNOVATIVE DESIGN & PROTOTYPE TESTING** are key components of GENERAC'S success in "IMPROVING POWER BY DESIGN." But it doesn't stop there. Total commitment to component testing, reliability testing, environmental testing, destruction and life testing, plus testing to applicable CSA, NEMA, EGSA, and other standards, allows you to choose GENERAC POWER SYSTEMS with the confidence that these systems will provide superior performance.
- **TEST CRITERIA:**
 - ✓ **PROTOTYPE TESTED**
 - ✓ **SYSTEM TORSIONAL TESTED**
 - ✓ **NEMA MG1-22 EVALUATION**
 - ✓ **MOTOR STARTING ABILITY**
- **SOLID-STATE, FREQUENCY COMPENSATED VOLTAGE REGULATION.** This state-of-the-art power maximizing regulation system is standard on all Generac models. It provides optimized FAST RESPONSE to changing load conditions and MAXIMUM MOTOR STARTING CAPABILITY by electronically torque-matching the surge loads to the engine. Digital voltage regulation at ±1%.
- **SINGLE SOURCE SERVICE RESPONSE** from Generac's extensive dealer network provides parts and service know-how for the entire unit, from the engine to the smallest electronic component.
- **GENERAC TRANSFER SWITCHES.** Long life and reliability are synonymous with GENERAC POWER SYSTEMS. One reason for this confidence is the GENERAC product line is offered with its own transfer systems and controls for total system compatibility.

48 kW

GENERATOR SPECIFICATIONS

Type	Synchronous
Rotor Insulation Class	F (48 kW)
Stator Insulation Class	H
Telephone Interference Factor (TIF)	<50
Alternator Output Leads 1-Phase	4 wire
Alternator Output Leads 3-Phase	6 wire
Bearings	Sealed Ball
Coupling	Flexible Disc
Excitation System	Direct

VOLTAGE REGULATION

Type	Electronic
Sensing	Single Phase
Regulation	± 1%

GOVERNOR SPECIFICATIONS

Type	Electronic
Frequency Regulation	Isochronous
Steady State Regulation	± 0.25%

ELECTRICAL SYSTEM

Battery Charge Alternator	12 Volt 30 Amp
Static Battery Charger	2.5 Amp
Recommended Battery (battery not included)	Group 27F (48kW), 725CCA
System Voltage	12 Volts

GENERATOR FEATURES

<p>Revolving field heavy duty generator Directly connected to the engine Operating temperature rise 120 °C above a 40 °C ambient Class H insulation is NEMA rated Class F insulation is NEMA rated All models fully prototyped tested</p>
--

ENCLOSURE FEATURES

Aluminum weather protective enclosure	Ensures protection against mother nature. Electrostatically applied textured epoxy paint for added durability.
Enclosed critical grade muffler	Quiet, critical grade muffler is mounted inside the unit to prevent injuries.
Small, compact, attractive	Makes for an easy, eye appealing installation.
SAE	Sound attenuated enclosure ensures quiet operation.

ENGINE SPECIFICATIONS: 48 kW

Make	Generac
Model	Inline 4 cylinder
Cylinders	4
Displacement (Liters)	4.5
Bore (in/mm)	4.5/114.3
Stroke (in/mm)	4.25/107.95
Compression Ratio	9.9:1
Intake Air System	Naturally Aspirated
Lifter Type	Hydraulic

ENGINE LUBRICATION SYSTEM

Oil Pump Type	Gear
Oil Filter Type	Full flow spin-on cartridge
Crankcase Capacity (qt/l)	11.6/11 (48 kW)

ENGINE COOLING SYSTEM

Type	Closed
Water Pump	Belt-Driven
Fan Speed (rpm)	2,100
Fan Diameter (in/mm)	20
Fan Mode	Pusher

FUEL SYSTEM

Fuel Type	Natural gas, propane vapor
Fuel Shut Off Solenoid	Standard
Operating Fuel Pressure	3.5-14 water column/9-26 mm HG
LP Fuel Pressure	7 - 14" Water Column
NG Fuel Pressure	3.5 - 14" Water Column

48 kW

ENGINE COOLING

48 kW

Air flow (inlet air including alternator and combustion air in cfm/cmm)	2,829/80.1
System coolant capacity (gal/liters)	2.9/11
Heat rejection to coolant (BTU per hr/MJ per hr)	201,060
Maximum operation air temperature on radiator (°C/°F)	60/150
Maximum ambient temperature (°C/°F)	50/140

COMBUSTION REQUIREMENTS

Flow at rated power (scfm/cmm)	92.7/2.6
--------------------------------	----------

SOUND EMISSIONS

Sound output in dB(A) at 23 ft (7 m) with generator in exercise mode*	68
Sound output in dB(A) at 23 ft (7 m) with generator operating at normal load*	70

EXHAUST

Exhaust flow at rated output (scfm/cmm)	104/10.6
Exhaust temperature at muffler outlet (°C/°F)	507/945

ENGINE PARAMETERS

Rated Synchronous rpm	1800
-----------------------	------

POWER ADJUSTMENT FOR AMBIENT CONDITIONS

Temperature Deration 3% for every 10 °C above 25 °C or 1.65% for every 10 °F above 77 °F
 Altitude Deration.....1% for every 100 m above 183 m or 3% for every 1000 ft above 600 ft

CONTROLLER FEATURES

Two-Line Plain Text LCD Display..... Simple user interface for ease of operation.
 Mode Switch: Auto Automatic Start on Utility failure. 7 day exerciser
 Off Stops unit. Power is removed. Control and charger still operate.
 Manual Start with starter control, unit stays on. If utility fails, transfer to load takes place.
 Programmable start delay between 10-30 seconds..... 10 sec standard
 Engine Start Sequence..... Cyclic cranking: 16 sec on, 7 rest (90 sec maximum duration)
 Engine Warm-up..... 5 sec
 Engine Cool-Down..... 1 min
 Starter Lock-out..... Starter cannot re-engage until 5 sec after engine has stopped.
 Smart Battery Charger Standard
 Automatic Voltage Regulation with Over and Under Voltage Protection..... Standard
 Automatic Low Oil Pressure Shutdown Standard
 Overspeed Shutdown Standard, 72 Hz
 High Temperature Shutdown..... Standard
 Overcrank Protection..... Standard
 Safety Fused..... Standard
 Failure to Transfer Protection Standard
 Low Battery Protection Standard
 50 Event Run Log Standard
 Future Set Capable Exerciser..... Standard
 Incorrect Wiring Protection Standard
 Internal Fault Protection Standard
 Common External Fault Capability..... Standard
 Governor Failure Protection..... Standard

Model #	Product	Description
G0071690	Mobile Link® 4G LTE Cellular Accessory	Generac's Mobile Link allows you to check the status of your generator from anywhere that you have access to an Internet connection from a PC or with any smart device. You will even be notified when a change in the generator's status occurs via e-mail or text message. Note: Harness Adapter Kit required. Available in the U.S. only.
G006478-0	Kit, Adaptor Mobile Link L/C (Required for QT and RG Series)	The Harness Adapter Kit is required to make liquid-cooled units compatible with Mobile Link™
G007922-0	Cold Weather Kit	If the temperature regularly falls below 32 °F (0 °C), install a cold weather kit to maintain optimal battery temperature. Kit consists of battery warmer with thermostat built into the wrap.
G007990-0	Extreme Cold Weather Kit	Recommended where the temperature regularly falls below 32 °F (0 °C) for extended periods of time. For liquid cooled units only.
G005651-0	Base Plug Kit	Add base plugs to the base of the generator to keep out debris.
G005703-0 - Bisque	Paint Kit	If the generator enclosure is scratched or damaged, it is important to touch-up the paint to protect from future corrosion. The paint kit includes the necessary paint to properly maintain or touch-up a generator enclosure.
G007991-0	Scheduled Maintenance Kit	The Liquid-Cooled Scheduled Maintenance Kits offer all the hardware necessary to perform complete maintenance on Generac liquid-cooled generators.
G006664-0	Local Wireless Monitor	Completely wireless and battery powered, Generac's wireless remote monitor provides you with instant status information without ever leaving the house.
G006665-0	Wireless Remote Extension Harness	Recommended for use with the Wireless Remote on units up to 60 kW, required for use on units 70 kW or greater.
G007993-0	E-Stop	E-stop allows for immediate fuel shutoff and generator shutdown in the event of an emergency.
G007005-0	Wi-Fi LP Fuel Level Monitor	The Wi-Fi enabled LP fuel level monitor provides constant monitoring of the connected LP fuel tank. Monitoring the LP tank's fuel level is an important step in making sure your generator is ready to run during an unexpected power failure. Status alerts are available through a free application to notify when your LP tank is in need of a refill.
G007000-0 (50 amp) G007006-0(100 amp)	Smart Management Module	Smart Management Modules (SMM) are used to optimize the performance of a standby generator. They manage large electrical loads upon startup and shed them to aid in recovery when overloaded. In many cases, using SMM's can reduce the overall size and cost of the system.

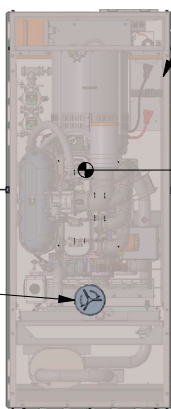
48 kW

Drawing #A0000293718-B (1 of 2)

installation layout

ENGINE/KW	ENCLOSURE MATERIAL	WEIGHT DATA	
		WEIGHT KG [LBS]	SHIPPING WEIGHT KG [LBS]
4.5L/48KW	AL	808 [1781]	859 [1893]

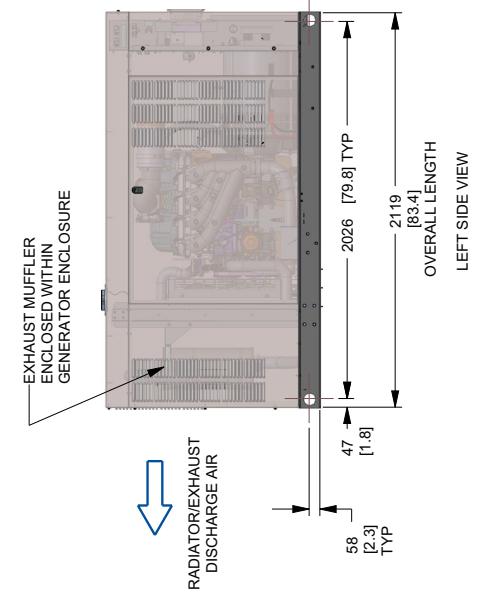
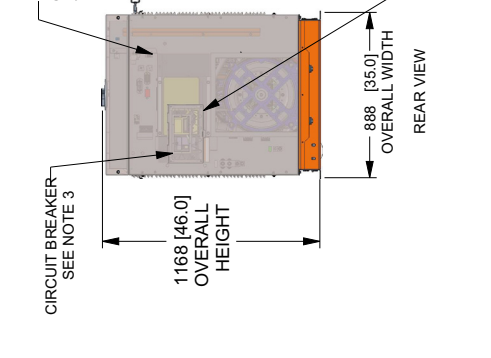
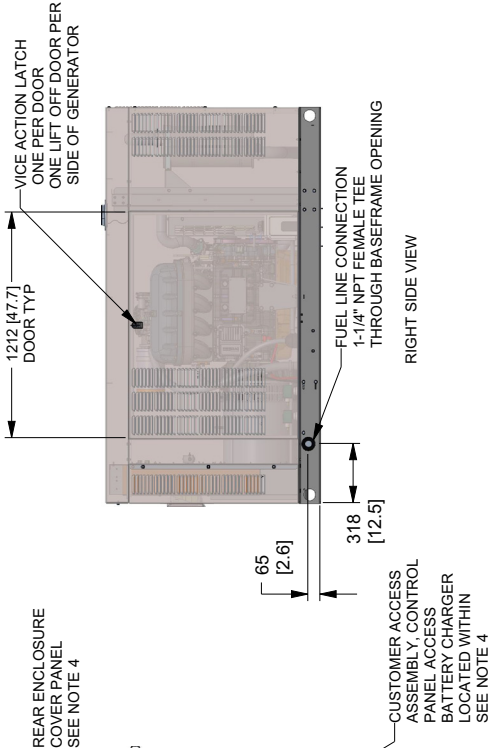
SERVICE ITEM	4.5L
OIL FILL CAP	LEFT SIDE
OIL DIP STICK	LEFT SIDE
OIL FILTER	RIGHT SIDE
OIL DRAIN HOSE	RIGHT SIDE
RADIATOR DRAIN HOSE	RIGHT SIDE
COOLANT RECOVERY BOTTLE	RIGHT SIDE
RADIATOR FILL CAP	ROOF TOP
AIR CLEANER ELEMENT	LEFT SIDE
SPARK PLUGS	LEFT SIDE
MUFFLER	SEE NOTE 11
DRIVE BELT	EITHER SIDE
BATTERY	LEFT SIDE



BATTERY 12V GROUP 27F NEGATIVE GROUND P/N G058865

REFERENCE OWNERS MANUAL FOR PERIODIC REPLACEMENT PARTS LIST

- NOTES:**
- MINIMUM RECOMMENDED CONCRETE PAD SIZE IS 6" OFFSET OF OVERALL LENGTH AND WIDTH OF GENERATOR. (1193.8 (47") WIDE X 2423.2 (95.4") LONG). REFERENCE INSTALLATION GUIDE SUPPLIED WITH THE UNIT FOR CONCRETE PAD GUIDELINES. REFERENCE MANUFACTURER'S SPECIFICATIONS IF USING ENGINEERED, PREFABRICATED SLABS.
 - ALLOW SUFFICIENT ROOM ON ALL SIDES OF THE GENERATOR FOR MAINTENANCE AND SERVICING. THIS UNIT MUST BE INSTALLED IN ACCORDANCE WITH CURRENT APPLICABLE NFPA 37 AND NFPA 70 STANDARDS AS WELL AS ANY OTHER FEDERAL, STATE, AND LOCAL CODES.
 - CONTROL PANEL / CIRCUIT BREAKER INFORMATION:
 - SEE SPECIFICATION SHEET OR OWNERS MANUAL
 - ACCESSIBLE THROUGH CUSTOMER ACCESS ASSEMBLY DOOR ON REAR OF GENERATOR.
 - REMOVE THE REAR ENCLOSURE COVER PANEL TO ACCESS THE STUB-UP AREAS AS FOLLOWS:
 - HIGH VOLTAGE CONNECTION INCLUDING AC LOAD LEAD CONDUIT CONNECTION
 - NEUTRAL CONNECTION, BATTERY CHARGER 120 VOLT AC (0.5 AMP MAX) CONNECTION.
 - LOW VOLTAGE CONNECTION INCLUDING TRANSFER SWITCH CONTROL WIRES.
 - CENTER OF GRAVITY AND WEIGHT MAY CHANGE DUE TO UNIT OPTIONS.
 - BOTTOM OF GENERATOR SET MUST BE ENCLOSED TO PREVENT PEST INTRUSION AND RECIRCULATION OF DISCHARGE AIR AND/OR IMPROPER COOLING AIR FLOW.
 - REFERENCE OWNERS MANUAL FOR LIFTING WARNINGS.
 - MOUNTING BOLTS OR STUDS TO MOUNTING SURFACE SHALL BE 5/8-11 GRADE 5 (USE STANDARD SAE TORQUE SPECS)
 - MUST ALLOW FREE FLOW OF INTAKE AIR, DISCHARGE AIR AND EXHAUST. SEE SPEC SHEET FOR MINIMUM AIR FLOW AND MAXIMUM RESTRICTION REQUIREMENTS.
 - GENERATOR MUST BE INSTALLED SUCH THAT FRESH COOLING AIR IS AVAILABLE AND THAT DISCHARGE AIR FROM RADIATOR IS NOT RECIRCULATED.
 - EXHAUST MUFFLER ENCLOSED WITHIN GENERATOR ENCLOSURE. REMOVE FRONT PANEL TO ACCESS.

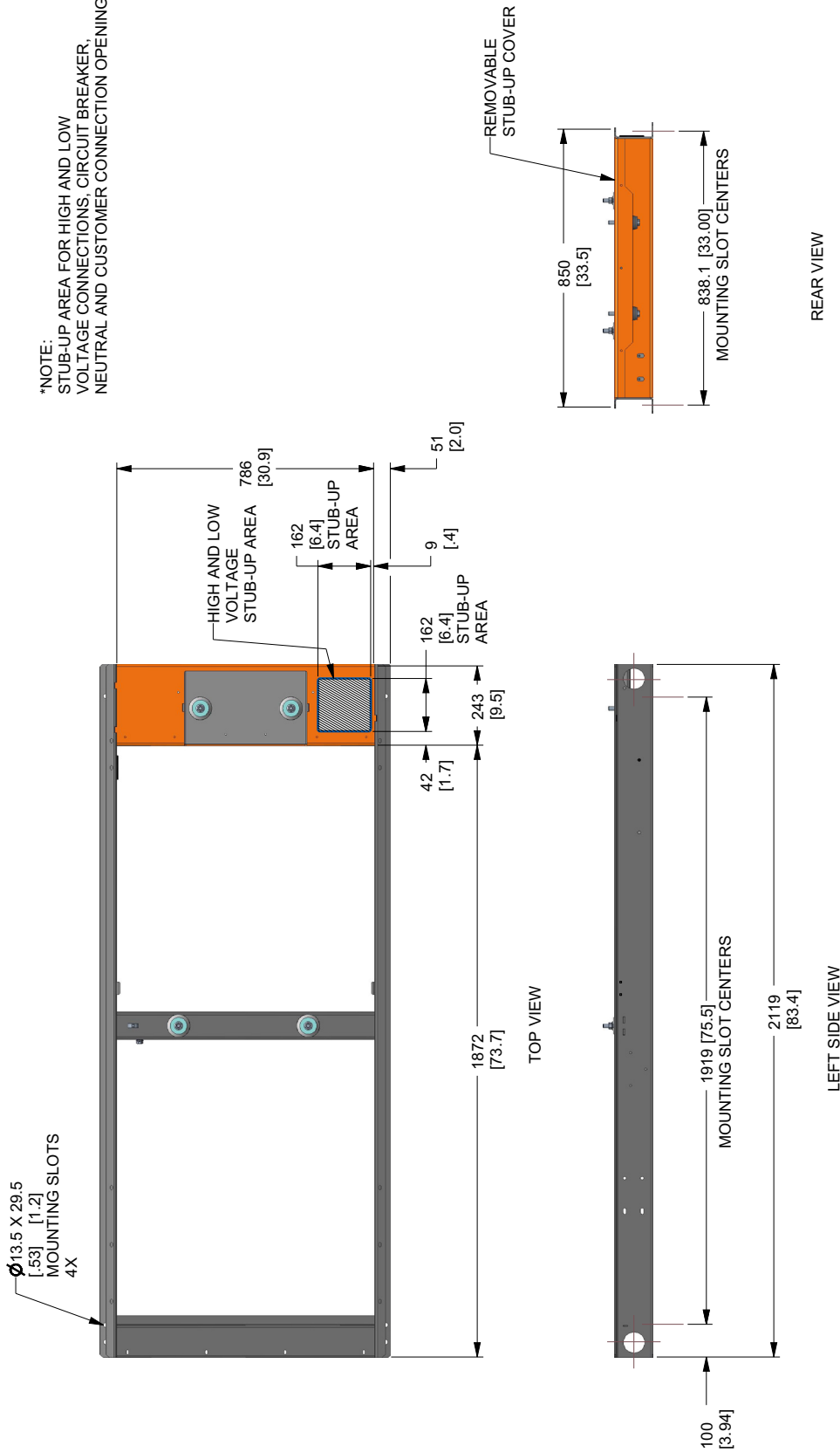


DIMENSIONS: MM [INCH]

48 kW

Drawing #A0000293718-B (2 of 2)

*NOTE:
STUB-UP AREA FOR HIGH AND LOW
VOLTAGE CONNECTIONS, CIRCUIT BREAKER,
NEUTRAL AND CUSTOMER CONNECTION OPENING.



DIMENSIONS: MM [INCH]